



## General Range Rules

**This is YOUR RANGE. Your dues paid for it. Please assist in cleaning and maintaining it.**

1. Know and obey all range specific rules, and follow all NRA firearms safety rules.
2. Specific rules are posted on each range, and on the club web site under "Member's Documents". An account is required to access that section.
3. **ANYONE MAY CALL A "CEASEFIRE" ON ANY RANGE FOR SAFETY PURPOSES.**
4. If you witness a Safety Violation, politely talk to the offender to correct the behavior. If the violation is significant, fill out a Witness Form (stored by the liability waivers), and put in one of the waiver drop boxes. Then call 541.203.0124 for a club officer to pick it up.
5. An approved event may have rules that supersede any given range rule due to competition requirements.
6. Each member shall scan their gate card upon entering and leaving. If two or more members are in the same vehicle, they all need to scan their card. If your card doesn't work call the club number and report it, do not follow another vehicle in!
7. Shooting takes place starting at 8 am M-F, and 9 am weekends. The gate unlocks 15 minutes prior. Stop shooting time is one half hour before sunset every day, as posted at the entry gate. Shooting after set hours must be authorized by the board.
8. Ear and eye protection is required for all personnel within 25 yards of the firing line during any live firing.
9. Spectators must be a safe distance behind any shooters, or behind any yellow safety line.
10. No intentional damage to target stands, equipment, or range property will be tolerated.
11. Alcoholic beverages or intoxicating drugs are not permitted on the range at any time. Anyone participating in range activities shall be free of the influence of any intoxicating substances.
12. Firearms must remain unloaded with actions open except when shooting.
13. When transporting a firearm on range property, it shall be unloaded. If uncased, it shall be carried muzzle up. If cased, it can be carried by the handles. Holstered pistols worn on a person and **malfunctioning** firearms being transported to a safety area for clearing are exempted.
14. All misfires will be left in the firearm with the muzzle pointing downrange consistent with NRA guidelines (a minimum of 2 minutes for a muzzle loader, and 30 seconds for cartridges). Duds will be placed in the designated receptacle by the flag pole. The safety area is available if further work in clearing a firearm is needed.
15. The primary member is responsible for the conduct of all family members and guests. The primary member and range users may have two guests each. All guests must be with their host. Guests must complete a liability waiver, which is good for 1 year. All pets must be secured or on a leash.
16. The Club use these flags to show current status on the ranges:
  - Red (**RANGE IS HOT**): Firearms may be used, and moved between benches and vehicles. The red flag must be up before any firearm is removed from a vehicle.
  - Yellow (**RANGE IS COLD**): The yellow flag must be up before anyone goes down range to set, examine, or remove targets. **No one may touch a firearm, load ammunition, or sit at a bench when the yellow flag is up.** However, spent brass may be policed at this time.



## General Range Rules

**This is YOUR RANGE. Your dues paid for it. Please assist in cleaning and maintaining it.**

- Yellow and black (**200 YARD BERM CAUTION**): This is raised when someone goes out past the 200 yard berm on the rifle range. When both the Action Range and rifle range are in use, both ranges must fly the yellow flag (**RANGE IS COLD**).
  - Black flag (**RANGE IS CLOSED**): Individual ranges may be closed by a black flag, or the entire range may be closed when the black flag is over the outside card reader. When conditions warrant, any member may raise the black flag. Then **call or text 541.203.0124 to report when and why.** You may case or remove your firearms from the firing line when the black flag is flying, but you cannot bring any firearms to the firing line. **Only a club RSO may take a black flag down.**
  - If you are the last one on any range, take down the red and/or yellow flags before you leave.
17. Armor piercing, penetrating, tracer, or incendiary ammunition, as well as any explosives, exploding targets, or improvised targets (i.e., appliances, hub caps, glass bottles, etc) **SHALL NOT** be used on range property.
  18. All vehicles are restricted to established roadways and parking areas except when performing range maintenance or special events. The range has a maximum speed limit of 10 M.P.H.
  19. Leave the range better than when you arrived! No open fires. No littering. Pack out what you pack in.
  20. Benches, target backing, and steel targets are provided for shooters by the club through your dues, donations, and volunteer labor. Please treat them with respect, and clean up after you are finished.
  21. No shooter under the age of 18 may use range facilities without adult supervision.
  22. No full auto firearm may be used on range property without prior written approval of the Board of Directors. Legally enhanced triggers are acceptable. Quick firing is only allowed if you are hitting your target and the berm.
  23. East End Rod & Gun Club, at its discretion, may take any and all necessary action to assure the safe operation and use of its facilities. East End Rod & Gun Club reserves the right and has the final decision on what may be permitted on the range.



## Archery Range Rules


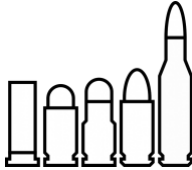
YES	Arrows that are OK	NO	Arrows that are NOT OK
	Target and Field points		Blunt, grabbing, Fishing and broadhead

### All General Range Rules apply on the Archery Range. Rules specific to this Range are:

1. Eye protection must be worn by all archers and anyone within the firing line area.
2. The Archery Range is a two flag range; the Red and Black flags are used as outlined in the General Range Rules. The red flag (**RANGE IS HOT**) must be up before any bows are removed from a vehicle. If you are the last one on this range, please take the **RED** flag down when you are done. A black flag means the Archery range is "**CLOSED**".
3. Permitted Equipment: Longbow, Recurve, Compound bow, Crossbow, or pneumatic bows.
4. When a "Cease Fire" is called, all arrows/bolts are to be removed from the bows and all bows are to be placed safely on a bow rack. Crossbows and pneumatic bows must have the arrow/bolt removed and the safety engaged.
5. Once all bows are secured on a bow rack or table and the firing line is declared "Clear", archers may enter the range to retrieve their arrows/bolts downrange.
6. When the firing line is declared "Hot", archers may retrieve their bows, approach the firing line, and resume firing. All shooting will be from the firing line only. Only straight in-lane shooting is permitted. No cross lane shots or high angle shots will be taken.
7. No fixed/mechanical or hunting style broad-heads allowed in East End Rod & Gun Club targets, only Target /Field Points are allowed. Archers may use fixed/mechanical or hunting style broad-heads in their personal targets only. Any portable targets used are to be set in a manner to avoid ricochets and hitting East End Rod & Gun Club target frames. If a target needs replacement (arrows too deep or passing through) stop using the target and notify East End Rod & Gun club officials (text or call 541.203.0124 or email [suggestions@eergunclub.com](mailto:suggestions@eergunclub.com)).
8. No firearms are allowed on archery range, except: holstered pistols as per the general rules, and Shotguns are permitted during special events to shoot clay pigeons, as approved by the board.
9. No firing of Shotguns are allowed on the Archery range anytime there is equipment or personnel in the farm field to the east. If any equipment or personnel are observed East of the range, all shooters will cease fire and the black flag will be flown until the area is clear. This includes any equipment moving behind the berms to fields south of the club property.



### Muzzleloader Range Rules

YES	Calibers that are OK	NO	Calibers that are NOT OK
	<p>From .32 to .58 Caliber</p> <p>LEAD ROUND BALL</p> <p>or</p> <p>Centerfire cartridges with UNJACKETED LEAD BULLETS</p>	 <p>No modern smokeless powder cartridge ammo. No Sabot, jacketed, or PowerBelt projectiles</p>	<p>.62 Caliber or larger or copper jacketed bullets</p>

### All General Range Rules apply on the Muzzleloader Range. Rules specific to this Range are:

1. The Muzzleloader Range is a two flag range; the Red and Black flags are used as outlined in the General Range Rules. The red flag (**RANGE IS HOT**) must be up before any firearm is removed from a vehicle. If you are the last one on this range, please take the **RED** flag down when you are done. A black flag means the Muzzleloader range is "**CLOSED**".
2. No firing on the Muzzleloader range anytime there is equipment or personnel in the farm field to the east. If any equipment or personnel are observed east of the range, all shooters will cease fire and the black flag will be flown until the area is clear.
3. **No** Smoking within the covered shed or on the firing line
4. The Muzzleloader range is to be used with black powder firearms only, including cap and ball pistols using traditional black powder and black powder substitutes, only firing unjacketed lead projectiles. Black powder center-fire cartridge firearms are allowed, but also must fire unjacketed lead projectiles.
5. All muzzle loading firearms are to be cleaned and loaded at the loading bench and will not be cocked or capped until on the firing line.
6. Swabbing of the bore between shots is required.
7. No targets will be placed beyond the 50-yard cable unless authorized by the muzzleloader director at an event or activity. However, all fired rounds must impact the natural berm. No rounds will be fired at the ground or sky line.
8. Hawk and knife block is not to be shot at and nothing steel should be attached to it at any time.
9. No targets will be placed on the safety walls.
10. Use common sense and clean up the range after use.



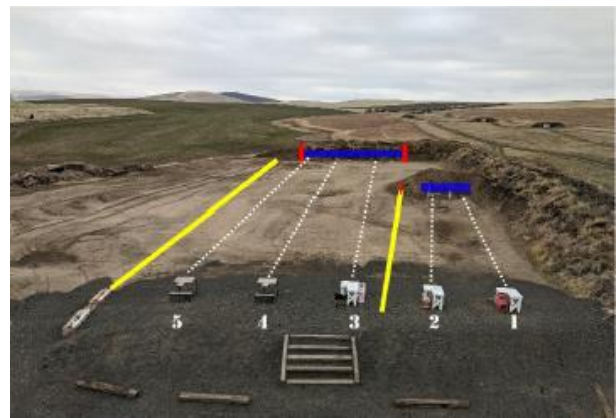


## ACTION RANGE RULES

Calibers that are OK	Calibers that are <b><u>NOT</u></b> OK
<ul style="list-style-type: none"> <li>• Rim-fire cartridges (.17HMR and .22)</li> <li>• Intermediate rifle cartridges fired from an AR15/AK47, for example, 5.56x45, 7.62x39, or 300 AAC Blackout.</li> <li>• Pistol cartridges up to .500 S&amp;W Magnum</li> <li>• Shotgun ammunition</li> </ul>	<ul style="list-style-type: none"> <li>• Full powered rifle cartridges, for example, .308 Winchester (7.62x51), 7.62x54R, or .30-06. No AR10/M1A cartridges.</li> </ul>

### **All General Range Rules apply on the Action Range. Rules specific to this Range are:**

1. The Action Range uses all four flags as stated under the General Range Rules, **except** that the red flag (**RANGE IS HOT**) **may not** be raised when either the yellow and black checkered flag or the black flag on the Rifle Range is raised.
2. No firing on the Action Range anytime there is equipment or personnel downrange; if the Rifle Range shuts down, so will the Action Range. All shooters will cease fire and the black flag will be flown.
3. Action Range features:
  - a. There are 2 impact berms on the Action Range, The close one at 40 yards and the far berm at 92 yards.
  - b. 5 benches are installed on the firing line, 3 for the far berm, and 2 for the 40 yard berm. Shoot from the 3 benches, at targets on the far berm between the range limit poles, or from the 2 benches at the 40 yard berm.
  - c. Do not shoot across the range. All targets must be placed directly down range from your firing position. No shooting into the safety berm. See the attached images.
4. All shooting shall be from behind the firing line.
5. Unless otherwise authorized for approved events (see #5 on the General Range Rules), shooters will follow these rules:
  - a. Muzzle loaders, shotgun slugs and all shot, and long range handguns may be fired on the Action Range to allow longer distances. Muzzle loaders must comply with the basic rules posted in the dedicated muzzleloader area. Shotgun patterning is allowed on the 40 yard berm.
  - b. All fired rounds must impact the berm behind your target. No rounds will be fired at the ground or sky line.
  - c. Portable targets, target stands, and chronographs are allowed. Portable targets and target stands will be placed no more than 6 feet from an impact berm, and 2 to 4 feet off the ground. Do not place targets in the middle of the range, away from any berm. No targets or stands will be placed directly on the safety berm to the shooter's right.







## Pistol Range Rules

Calibers that are OK	Calibers that are NOT OK
From .17 & .22 Rimfire up to .500 S&W. Magnum; Shotguns up to 00 Shot.	No intermediate or full power rifle cartridges. No shotgun slugs or sabots.

### **All General Range Rules apply in all Pistol Bays. Rules specific to this Range are:**

1. The Pistol Range is a two flag range; the Red and Black flags are used as outlined in the General Range Rules. The red flag (**RANGE IS HOT**) must be up before any firearm is removed from a vehicle. If you are the last one on this range, please take the **RED** flag down when you are done. A black flag means the Pistol range is "**CLOSED**".
2. No firing on the Pistol range anytime there is equipment or personnel in the farm field to the east. If any equipment or personnel are observed east of the range, all shooters will cease fire and the black flag will be flown until the area is clear. This includes any equipment moving behind the berms to fields south of the club property.
3. Each bay is responsible for their range safety, and may establish their own firing line, except where outlined below. CEASE FIRE can be called within each individual bay, and then shooters may move freely within the bay to attend targets and police brass. Vehicles may be parked at the entrance of a bay, or in the lot across the road. Parking inside any bay is not allowed.
4. Pistols, shotguns, and pistol caliber rifles are allowed. No rifle ammunition is allowed on the Pistol range. Rifle ammunition is defined as any center fire ammunition that was developed or originally designed to be fired in a shoulder fired firearm. Rifles made for pistol ammunition are allowed; pistols made for rifle ammunition are not allowed. Shotguns are allowed up to 00 Shot; slugs are not allowed.
5. Reactive targets, bowling pins, and portable commercially manufactured metal targets may be placed on the ground, but all bullets must impact the east end berm. Any portable target, target stand, or chronographs will be placed in such a position that there will be a berm directly behind them. No targets or stands may be placed directly on the safety walls.

### **Falling Plates and Dueling Tree Rules**


You can shoot: .22 Rimfire to .44 Magnum.

You can **NOT** shoot: any .17 calibers, .480 Ruger, .454 Casull, .500 S&W Magnum.

1. All General and Pistol Range rules apply, plus the following:
  - a. Falling plate and dueling tree targets shall not be shot from any closer than (10) ten yards, or 20 twenty yards for .22 Rimfire rounds. A red firing line is placed at 10 yards for these targets.
  - b. Do not use any .17 caliber on the falling plates and dueling tree, as they are capable of pitting the steel plates, and hastening their eventual failure.
  - c. Do not shoot at any plate that has a bolt that is loose or missing. Wrenches and spare bolts are kept in a box by the flagpole. If you have difficulties, text or call 541-213-0124 and report the issue..
  - d. **NO OTHER TARGETS** shall be used in the falling plate bays, only the falling plates themselves.



## Rifle Range

YES	Calibers that are acceptable	Calibers that are NOT acceptable
	From .17 up to 500 S&W or 50 Beowulf, Shotgun ammo including slugs	50 BMG, 416 Barrett, or anything producing more than 10,000 ft-lbs of energy

### **All General Range Rules apply on the Rifle Range. Rules specific to this Range are:**

1. The Rifle Range uses all four flags as stated under the General Range Rules.
2. No firing on rifle range anytime there is farming activity or personnel in field down range. In the event any farming activity or personnel are observed beyond down range boundaries, all shooters will cease fire and the black flag will be flown on both Action and Rifle Ranges until the area is clear.
3. Parking is allowed head in or backed in to the yellow safety line. You may drive your vehicle, ATV or motorcycle out to the target stands. Stay on designated roadways, and stay at 10 mph. When parked downrange, do not idle your vehicles to minimize fire risk.
4. No firearms are to be fired from in front of the red firing line. Any observers, guests, or non-shooters not acting as an instructor/spotter must stand behind the yellow safety line.
5. Placement and use of targets:
  - a. Portable targets, target stands, and chronographs are allowed. Portable targets and target stands will be placed no more than 6 feet from an impact berm, and 2 to 4 feet off the ground. Do not place targets in the middle of the range, away from any berm. No targets or stands will be placed directly on the side safety berm or wall. No rounds will be fired at the ground or sky line. Targets will not be fastened to the upright posts, but will be attached to the target backing only using either tape or staples. No push pins, screws or nails are allowed for hanging targets.
  - b. Personal commercially manufactured metal targets for .22LR ammunition may be placed at the base of the 50 yard and further berms. Shooters may place their own personal commercially manufactured metal targets at the 100 to 800 yard berms, provided they are placed according to the above rules.
  - c. 1/2" AR500 steel plates are installed on the 300 to 800 yard berms. Shooters may paint them as needed.
  - d. Do not shoot cross range. In other words, do not shoot from the benches right of the flagpole at the 400-800 targets, or from the benches left of the flagpole at the 25-50 yd. targets.
  - e. No targets will be placed beyond the 800 yd target berm.
  - f. All targets, paper, adhesive, and personal commercially manufactured metal targets, will be removed when finished.
6. Firearm specific rules:
  - a. Shotguns are not allowed on the 25 yard bay. Shotgun slugs/buckshot only may be shot at the 50 and 100 yard berms.
  - b. Firearms with a muzzle break/compensator may only be fired under the roof section in the east two covered benches or any outside bench. This does not apply to flash suppressors.
  - c. Muzzle loaders and handguns may be fired on the rifle range to allow longer distances. Muzzle loaders must comply with the basic rules posted in the dedicated muzzleloader area.
  - d. Firing of 50 caliber BMG, 416 Barrett, or other 50 BMG variations or derivatives is prohibited except for law enforcement personnel with written board approval.





## 5 Stand Range Rules

Acceptable Shot	Acceptable Ammunition	Ammunition that is NOT acceptable
LEAD, STEEL, NON-TOXIC ONLY	Birdshot from #2 to #9	Slugs, sabots, Incendiary, Buckshot, or less than lethal

### **All General Range Rules apply on the 5 Stand Range. Rules specific to this Range are:**

1. The 5 Stand Range is a two flag range; the Red and Black flags are used as outlined in the General Range Rules. The red flag (**RANGE IS HOT**) must be up before any firearm is removed from a vehicle. If you are the last one on this range, please take the **RED** flag down when you are done. A black flag means the 5 Stand range is "**CLOSED**".
2. No firing on the 5 Stand Range anytime there is equipment or personnel in the farm field to the west. If any equipment or personnel are observed west of the range, all shooters will cease fire and the black flag will be flown until the area is clear. This includes any equipment moving behind the berms to fields south of the club property.
3. When the red flag is up, all safe and prudent gun handling rules apply; safe muzzle direction, actions open and unloaded.
4. Only shotguns are allowed on the 5 Stand Range.
5. Patterning is not allowed on the 5 Stand Range. You may pattern in a pistol bay, on the Action Range's 40 yard berm, or the Rifle Range's 50 yard berm. You must provide your own patterning board.
6. All shotguns will be unloaded until on the firing line. All shotguns not in use will be placed in the gun rack with actions open, and no one will handle a shotgun anytime someone is down range.
7. Shooting is permitted only from **inside** the stanchions.
8. Any shotgun ammunition dropped shall remain on the ground until a ceasefire is called, and all firearms are empty and safe.
9. All empty hulls must be picked up and disposed of.
10. When launching targets, please make sure the five stand trap houses are not in line of fire.
11. All people will remain in or behind the stanchions, and behind any launchers, until a cease fire is called.
12. No one will be allowed to stand anywhere around the trap launchers when they are loaded or being loaded, except for the person operating the trap. Members may bring their personal traps, but must follow all rules; those traps shall be placed beside the shooter's stanchion.
13. The trap houses are used only during 5 Stand matches or other events. They are not available for general use by members.