



## General Range Rules

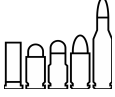
1. Know and obey all range commands and follow all basic firearms rules. Always keep the firearm pointed in a safe direction, keep your finger off of the trigger until you are ready to shoot and always keep the firearm unloaded until you are ready to shoot.
2. **ANYONE MAY CALL A "CEASEFIRE" ON ANY RANGE FOR SAFETY PURPOSES.**
3. An approved organized event may have rules that apply over and above a given range's rules due to competition requirements.
4. Shooting will take place on designated ranges only between the hours of 8 am Monday through Friday, and 9 am on the weekends, the end shooting time is posted at the entry gate, unless otherwise approved by the Board.
5. Ear and eye protection must be worn by all shooters and anyone on or near the firing line including all observers.
6. No alcoholic beverages will be consumed during shooting hours and activities.
7. All firearms must remain unloaded with actions open except on the firing line or when transported in a bag or case.
8. The Primary cardholder is responsible for all family members and guests knowing, understanding and abiding by these Range Rules. Any member loaning a card to someone other than an immediate family member living in their household will automatically be expelled from the club including all range privileges. You may bring up to two guests at a time to the range. All guests must be in the same area and at the same bench as their host. Members are responsible for any and all guests. Guests who are not shooting must stand behind the shooting benches, not beside them.
9. The Action and Rifle Range use a **4 flag system**. Violation of this rule may revoke your range privileges. The flags are::
  - a. Red flag (**RANGE IS HOT**): Firearms may be used, and moved between benches and vehicles. The red flag must be up before any firearm is removed from a vehicle.
  - b. Yellow flag (**RANGE IS COLD**): The yellow flag must be up before anyone goes down range to set, examine, or remove targets. **No one may touch a firearm when the yellow flag is up;**
  - c. Yellow and black flag is raised on the rifle range; the yellow flag must be raised (**RANGE IS COLD**), as someone is going past the 200 yard berm. The red flag (**RANGE IS HOT**) may be raised when the yellow and black flag is lowered.
  - d. Black flag (**RANGE IS CLOSED**). This may be for farming, maintenance, fire hazard, or other reasons. Any member may raise the black flag if necessary; **call 541.203.0124 and leave a message to notify the Board**. You may case or remove your firearms from the bench when the black flag is flying, but you cannot bring any firearms to the bench. **Only a club RSO may take a black flag down.**
  - e. If you are the last one on the range, please take the red and yellow flags before you leave.
10. If the black flag is over the gate controller the entire range is "CLOSED".
11. Armor piercing or tracer ammunition, as well as explosives, **SHALL NOT** be used on any range. For a complete list look to the Standard Operating Procedure (SOP). If you use them, you will be personally liable for any resulting fire or damage.
12. All vehicles are restricted to open designated roadways and parking areas except when performing range maintenance or special events. The range has a maximum speed limit of 10 M.P.H.
13. A loaded handgun may be carried on one's person only in a holster designated for the safe and secure retention of the handgun. Any other handgun will be unloaded and in a gun case, gun cart or carried in a safe and secure manner. No handgun will be removed from a holster except at the firing line in accordance with range rules.
14. No open fires except for maintenance purposes.
15. No littering. Pack out what you pack in. Leave the range better than when you arrived!
16. No shooter under the age of 18 may use range facilities without adult supervision.
17. No full auto firearm may be used on any range without prior written approval of the Board of Directors.
18. All pets must be secured or on a leash during shooting hours and activities.
19. Specific rules are posted on each range. They are also available for download from the club web site..
20. No intentional damage to target stands, equipment, or range property will be tolerated.

**This is YOUR RANGE. Your dollars paid for it. Please assist in cleaning up and maintaining it.**

**If you witness a Safety Violation, please politely talk to the offender and correct the behavior.**

# Rifle Range Rules

## Calibers on this range

YES	Calibers that are OK	NO	Calibers that are NOT OK
	From .17 up to 500 S&W or 50 Beowulf Shotgun slugs, up to .00 buckshot	Birdshot, Tracer, Incendiaries, or explosives.	50 BMG, 416 Barrett

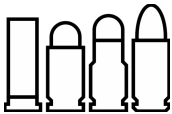

1. Ear and eye protection must be worn by all shooters and anyone on or near the firing line including all observers.
2. **ANYONE MAY CALL A "CEASEFIRE" ON ANY RANGE FOR SAFETY PURPOSES.**
3. The Rifle Range uses a **4 flag system**. Violation of this rule may revoke your range privileges. The flags are::
  - a. Red flag (**RANGE IS HOT**): Firearms may be used, and moved between benches and vehicles. The red flag must be up before any firearm is removed from a vehicle.
  - b. Yellow flag (**RANGE IS COLD**): The yellow flag must be up before anyone goes down on the Rifle Range to set, examine, or remove targets. **No one may touch a firearm when the yellow flag is up.** This includes adjusting telescopic sights. Everyone on the firing line steps away from the tables, or moves downrange to check their targets.;
  - c. Yellow and black flag (**SHOOTERS BEYOND 200 YARD BERM**). Shooters going past the 200 yard will raise this flag, located at the end of the Action Range safety berm. This advises Action Range users that they are to put up their yellow flag until the checkered flag is lowered. Rifle range shooters are encouraged to contact Action Range shooters directly before going down range.
  - d. Black flag (**RANGE IS CLOSED**). This may be for farming, maintenance, fire hazard, or other reasons. Any member may raise the black flag if necessary; **call 541.203.0124 and leave a message to notify the Board.** You may case or remove your firearms from the bench when the black flag is flying, but you cannot bring any firearms to the bench. Only a club RSO may take a black flag down.
  - e. If you are the last one on the range, please take the red and yellow flags before you leave.
4. An organized event or activity, that has the board's approval, may have rules that will apply over and above the particular range's rules based on competition requirements.
5. No firing on rifle range anytime there is farming activity or personnel in field down range. In the event any farming activity or personnel are observed beyond down range boundaries, all shooters will cease fire and the black flag will be flown until the area is clear.
6. Parking is allowed head in or backed in at the rifle benches. You may drive your vehicle, ATV or motorcycle out to the target stands from 200 yds. on out to 800 yds. Stay on designated roadways, and obey the speed limits. When parked downrange, do not idle your vehicles to minimize fire risk.
7. No firearms are to be fired from in front of the benches on the rifle range. Any observers, guests, or non-shooters not acting as an instructor must stand behind and away from the benches.
8. Absolutely no explosives on the range.
9. Placement and use of targets:
  - a. All fired rounds shall be aimed at a backstop berm. No rounds may be fired at the ground or sky line. No quick firing unless you are on your target at the berm.
  - b. All targets are to be placed between 2 to 4 feet from the ground. Targets will not be fastened to the upright posts but to the cardboard backing only with either tape or staples. No screws or nails are allowed for hanging targets.
  - c. Any portable target stand or chronographs will be placed in such a position that there will be a berm



- directly behind them. They will only be put in place when the yellow flag is up.
- d. Temporary spin targets for .22LR ammunition may be placed at the base of the 50 and 100 yard berms. Shooters may place their own temporary metal targets on the 200 to 800 yard berms, provided they are placed according to the above rules. All temporary targets will be removed when the shooter is finished for the day.
  - e. 1/2" AR500 steel plates are installed on the 300 to 800 yard berms. Shooters may paint them as needed.
  - f. Do not shoot cross range. In other words, do not shoot from the benches right of the flagpole at the 400-800 targets, or from the benches left of the flagpole at the 25-50 yd. targets.
  - g. No targets will be placed beyond the 800 yd target berm.
  - h. Remove all paper and adhesive targets when finished for the day.
10. Firearm specific rules:
- a. Shotguns are not allowed on the 25 yard bay. Shotgun slugs/buckshot only may be shot at the 50 and 100 yard berms.
  - b. Firearms with a muzzle break may be fired under the roof section in the east two bays only, or in the outside bay at the 25 yard berm. This does not apply to flash suppressors.
  - c. Muzzle loaders and long range handguns may be fired on the rifle range to allow longer distances. Muzzle loaders must comply with the basic rules posted in the dedicated muzzleloader area.
  - d. Firing of 50 caliber BMG, 416 Barrett, or other 50 BMG variations or derivatives is prohibited except for law enforcement personnel with written board approval. No full auto firearm may be used on range without prior written approval of the Board.
11. All misfire's will be left in the firearm, pointed down range, for a minimum of two minutes, then the round must be placed in one of the designated receptacles.

# Pistol Range Rules

## Calibers on this range

YES	Calibers that are OK	NO	Calibers that are NOT OK
	From .22 Rimfire up to .500 S&W Magnum Shotguns up to #4 Shot	 .223, 5.56, 7.62x39 5.7 rifle calibers	Any that have a higher Muzzle Energy than 2600 ft.-lb.

1. Ear and eye protection must be worn by all shooters and anyone on or near the firing line including all observers.
2. **ANYONE MAY CALL A "CEASEFIRE" ON ANY RANGE FOR SAFETY PURPOSES..**
3. An organized event and activity, that has the board's approval, may have rules that will apply over and above the particular range's rules based on competition requirements.
4. The Pistol Range is a two flag range. Violation of this rule may revoke your range privileges.
  - a. The red flag (**RANGE IS HOT**) must up before any firearm is removed from a vehicle.
  - b. A black flag means the Pistol range is "**CLOSED**". Any member can raise the black flag if necessary, but then leave a message for the Board on the club's phone (see bottom of the page). Only a club Range Safety Officer may take a black flag down. You may case or remove your firearms from the bench when the black flag is flying but you cannot bring any firearms to the bench or firing line.
  - c. If you are the last one on this range, please take the **RED** flag down when you are done.
5. Down range movement is allowed in each individual bay on the Pistol range, at the discretion and responsibility of the shooters.
6. No firing on the Pistol range anytime there is equipment or personnel in the farm field to the east. If any equipment or personnel are observed East of the range, all shooters will cease fire and the black flag will be flown until the area is clear.
7. Pistols, shotguns, and some rifles are allowed. No jacketed rifle ammunition is allowed on the Pistol range. Rifle ammunition is defined as any ammunition that was developed or originally designed to be fired in a shoulder fired firearm. Jacketed pistol ammunition is allowed. Rifles made for pistol ammunition are allowed. Pistols made for rifle ammunition are not allowed. Shotguns are allowed up to #4 Shot; slugs are not allowed.
8. Keep the action open and the firearm unloaded until ready to use on the firing line. If uncased, keep magazines separate from the firearm until on the firing line and then remove the magazine from the firearm before leaving the firing line and keep the muzzle up with action open.
9. Do not shoot cross range. All targets must be placed down range unless required for certain organized events and activities.
10. Any portable target, target stand, or chronographs will be placed in such a position that there will be a berm directly behind them. All fired rounds will remain within the berm area.
11. No targets or stands may be placed directly on the safety berms.
12. All misfires will be left in the firearm with the muzzle pointed downrange for a minimum of 30 seconds then the round will be placed in one of the designated receptacles.

## Falling Plates Rules



You can shoot .22 Rimfire to .44 Magnum, or up to 1000 ft.-lb. Muzzle Energy.

You can **NOT** shoot .480 Ruger, .454 Casull, .500 S&W Magnum or Muzzle Energy higher than 1050 ft.-lb. .17HMR is not allowed as well.

1. All Pistol Range rules apply, plus the following.
2. Falling plate targets should not be shot from any closer than (7) seven yards, or 20 twenty yards for .22 Rimfire Jacketed rounds.
3. Do not use .17HMR on the falling plates, as they are capable of pitting the falling plates, hastening their eventual failure.
4. Do not shoot at any plate that has a bolt that is loose or missing. Wrenches and spare bolts are kept in a box by the flagpole.
5. **NO OTHER TARGETS** may be used in the falling plate bays, only the falling plates themselves.

# Action Range Rules

## Calibers on this range

YES	Calibers that are OK	NO	Calibers that are NOT OK
	From .22 Rimfire up to .500 S&W Magnum Shotguns up to #4 shot 223 and 5.56	 7.62x39, 5.7 or larger rifle calibers	Any that have a higher Muzzle Energy than 2600 ft.-lb. No steel shot

1. Ear and eye protection must be worn by all shooters and anyone on or near the firing line including all observers.
2. **ANYONE MAY CALL A "CEASEFIRE" ON ANY RANGE FOR SAFETY PURPOSES.**
3. The Action range uses a **4 flag system**. Violation of this rule may revoke your range privileges. The flags are:
  - a. Red flag (**RANGE IS HOT**): Firearms may be used, and moved between benches and vehicles. The red flag must be up before any firearm is removed from a vehicle.
  - b. Yellow flag (**RANGE IS COLD**): The yellow flag must be up before anyone goes down on the Action Range to set, examine, or remove targets. **No one may touch a firearm when the yellow flag is up;**
  - c. Yellow and black flag is raised on the rifle range; the yellow flag must be raised (**RANGE IS COLD**), as someone is going past the 200 yard berm on the Rifle Range. The red flag (**RANGE IS HOT**) may be raised when the yellow and black flag is lowered.
  - d. Black flag (**RANGE IS CLOSED**). This may be for farming, maintenance, fire hazard, or other reasons. Any member may raise the black flag if necessary; **call 541.203.0124 and leave a message to notify the Board**. You may case or remove your firearms from the bench when the black flag is flying, but you cannot bring any firearms to the bench. Only a club RSO may take a black flag down.
  - e. If you are the last one on the range, please take the red and yellow flags before you leave.
4. No firing on the Action Range anytime there is equipment or personnel in the farm fields to the left (visible from the firing line). In the event any equipment or personnel are observed, all shooters will cease fire and the black flag will be flown until the area is clear.
5. Action Range features:
  - a. There are two (2) impact berms on the Action Range, one at 40 yards, and one at the far end. The 40 yard berm is limited to all rimfire rounds, pistol cartridges, and shotguns. The far end berm is for all ammunition allowed on the Action Range..
  - b. Target backing and steel targets are provided for shooters by the club through your dues, donations, and volunteer labor. Please treat them with respect, and clean up after you are finished.
6. **Any** organized event and activity that has the board's approval, may have rules that will apply over and above the particular range's rules, based on competition requirements.
7. Unless authorized for approved organized events (see #6), shooters will follow these rules:
  - a. Muzzle loaders, Shotgun slugs, and long range handguns may be fired on the Action Range to allow longer distances. Muzzle loaders must comply with the basic rules posted in the dedicated muzzleloader area. Shotgun patterning is allowed on the 40 yard berm.
  - b. No firearms are to be fired from in front of the firing line on the Action Range
  - c. All fired rounds shall be aimed at a berm with targets placed between 2 and 4 feet from the ground. No rounds may be fired at the ground or sky line. No quick firing unless you are on your target at the berm.
  - d. Portable targets, target stands, or chronographs will be placed in such a position that there will be a berm or backstop directly behind them. No targets or stands may be placed directly on the safety berms. Do not place targets in the middle of the range, away from any berm.
  - e. Do not shoot cross range. All targets must be placed directly down range from the firing position.
8. All misfires will be left in the firearm with the muzzle pointing downrange for a minimum of 2 minutes then placed in one of the designated receptacles. The safety area is available if further work in clearing a firearm is needed.




All targets must be no more than six (6) feet from an impact berm. This minimizes ground ricochets and high shots, which could go into the Rifle Range. That risk is NOT eliminated, which is why firing on the Action Range ceases when members go past the 200 yard berm.

If you look at this photo, you can see where members have been shooting well away from the 40 yard berm. Again, **all targets on the Action Range must be no more than 6 feet from any impact berm.**



And this how shooters should be aligned on the Action Range:



# Shotgun Range Rules



## Shot size on this range

YES	Shot that is OK	NO	Shot that is NOT OK
LEAD, STEEL and NON-TOXIC ONLY	Birdshot from shot #6 to shot #9	Slugs, Incendiary, Buckshot, or less than lethal	Shot Size Larger than #6

1. Ear and eye protection must be worn by all shooters and anyone on or near the firing line including all observers.
2. **ANYONE MAY CALL A "CEASEFIRE" ON ANY RANGE FOR SAFETY PURPOSES.**
3. 2 Flags: The Shotgun Range is a two flag range. The red flag (**RANGE IS HOT**) must up before any firearm is removed from a vehicle. Violation of this rule may revoke your range privileges. A black flag means the Shotgun range is "**CLOSED**". Only a club Range Safety Officer may take a black flag down. If you are the last one on this range, please take the **RED** flag down when you are done.
4. All shotguns will be unloaded until on the firing line.
5. Shooting only from standing inside the stanchions.
6. When the red flag is up, all safe and prudent gun handling rules apply; safe muzzle direction, actions open and unloaded.
7. Any shotgun ammunition dropped on the ground shall remain on the ground until a ceasefire is called and all firearms are empty and safe.
8. Shotguns shooting shot shells only are allowed on the shotgun range. No slugs and no less than lethal rounds are to be used. No incendiary rounds are allowed on the Shotgun range.
9. No shotguns are to be fired from in front of or behind the stanchions.
10. All empty hulls must be picked up.
11. When using the provided trap or your own for launching targets, please make sure the five stand trap houses are not in line of fire.
12. All slugs, large shot, buckshot and sabots shall be allowed only on the rifle or action range.
13. No one will walk in front of the stanchions, or past the front of the traps when someone is in the stanchion with a firearm or someone is loading the manual traps.
14. No one will be allowed to stand anywhere around the manual traps when they are loaded or being loaded except the person operating the trap and no one will walk in front of a loaded trap.
15. All shotguns will be left in the gun rack and no one will handle a shotgun anytime someone is down range.
16. No shotgun will be **pointed** or fired in any direction except down range or at the patterning board.
17. An organized event and activity, that has the board's approval, may have rules that will apply over and above the particular range's rules based on competition requirements.

# Muzzleloader Range Rules

## Calibers on this range

YES	Calibers that are OK	NO	Calibers that are NOT OK
	From .32 Caliber to .58 Caliber LEAD ROUND BALL ONLY	  No Cartridge ammo, Sabot or Powerbelt	.62 Caliber or larger

1. Ear and eye protection must be worn by all shooters and anyone within the covered area.
2. **ANYONE MAY CALL A "CEASEFIRE" ON ANY RANGE FOR SAFETY PURPOSES.**
3. No Smoking within the covered shed or on the firing line
4. Flags: The Muzzleloader Range is a two flag range. The red flag (**RANGE IS HOT**) must up before any firearm is removed from a vehicle. Violation of this rule may revoke your range, privileges. A black flag means the Muzzleloader range is "**CLOSED**". If you are the last one on this range, please take the **RED** flag down when you are done.
5. No firing on the Muzzleloader range anytime there is equipment or personnel in the field to the East of the range. In the event any equipment or personnel are observed East of the range all shooters will cease fire and the black flag will be flown until the area is clear. Any member may raise the black flag if necessary and then call to notify the Board by leaving a message on the club's phone (number is at the bottom of the page). Only a club Range Safety Officer may take a black flag down. You may case or remove your firearms from the bench when the black flag is flying but you cannot bring any firearms to the bench or firing line.
6. Muzzleloader range is to be used with black powder firearms only including cap and ball pistols using traditional black powder and black powder substitutes only firing unjacketed lead projectiles only. No cartridge firearms are allowed at all on this range except by board approval for special events.
7. All muzzle loading firearms are to be cleaned and loaded at the loading bench and will not be cocked or capped until on the firing line.
8. Swabbing of the bore between shots is required.
9. Be sure of your target and the range at all times.
10. All firearms must be unloaded when brought to the range..
11. No alcoholic beverages before or while shooting.
12. No targets will be placed beyond the 50-yard cable unless authorized by the muzzleloader director at an event or activity.
13. Hawk and knife block is not to be shot at and nothing steel should be attached to it at any time.
14. No targets will be placed on the straw bay walls or along the block wall.
15. Use common sense and clean up the range after use.
16. An organized event and activity, that has the board's approval, may have rules that will apply over and above the particular range's rules based on competition requirements.



# Archery Range Rules

## Arrows on this range

YES	Arrows that are OK	NO	Arrows that are NOT OK
 Bullet    Field	Target and Field points		Blunt, grabbing, Fishing and broadhead

1. East End Rod & Gun Club, at its discretion, may take any and all necessary action to assure the safe operation and use of its facilities. East End Rod & Gun Club reserves the right and has the final decision on what may be permitted on the range.
2. Eye protection must be worn by all shooters and anyone within the firing line area.
3. The red flag will be placed on the pole when the archery range is in use, and taken down when archers are finished.
4. **ANYONE MAY CALL A "CEASEFIRE" ON ANY RANGE FOR SAFETY PURPOSES.**
5. When a "Cease Fire" is called, all arrows/bolts are to be removed from the bows and all bows are to be placed safely on a bow rack. Crossbows must have the arrow/bolt removed and the safety engaged.
6. Once all bows are secured on a bow rack or table (crossbows not cocked and unloaded) and the firing line is declared "Clear", archers may enter the range to retrieve their arrows/bolts downrange.
7. If looking for arrows behind targets insure that others are aware you are down range.
8. When the firing line is declared "Hot", archers may retrieve their bows from the bow rack, approach the firing line, nock arrows/bolts and resume.
9. Permitted Equipment: Longbow, Recurve, Compound bow, or Crossbow.
10. No fixed/mechanical or hunting style broad-heads allowed in East End Rod & Gun Club targets, only Target /Field Points are allowed. Archers may use fixed/mechanical or hunting style broad-heads in their personal targets only.
11. Personal archery equipment must be inspected by the individual and maintained for safe operation.
12. Flex check arrows regularly for cracks and if cracking is found ensure it is placed where it will not accidentally be used.
13. No unholstered firearms allowed on archery range.
14. No more than six (6) arrows/bolts will be shot at each target.
15. All shooting will be from the firing line only.
16. Only straight in-lane shooting is permitted. No crossing shots. No high angle shots.
17. No portable targets are to be hung from, leaning against, or attached to East End Rod & Gun Club target stands.
18. Any portable targets used are to be set in a manner to avoid ricochets and hitting East End Rod & Gun Club target frames.
19. If a target needs replacement (arrows too deep or passing through) stop using the target and notify East End Rod & Gun club officials (leave a message at 541.203.0124 or email [suggestions@eergunclub.com](mailto:suggestions@eergunclub.com)).